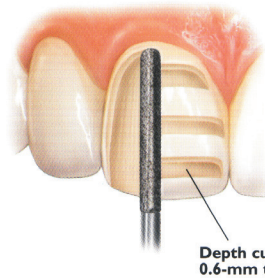


VENEERS

COLORITE PORCELAIN VENEER, IPS EMPRESS[®], IPS EMPRESS[®] ESTHETIC

UNIFORM FACIAL PREPARATION

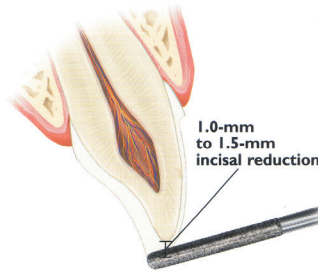
A medium grit, round-ended, diamond bur is used to remove a uniform thickness of facial enamel by joining the depth-cut grooves.



Depth cuts of 0.6-mm to 0.8-mm*

INCISAL PREPARATION

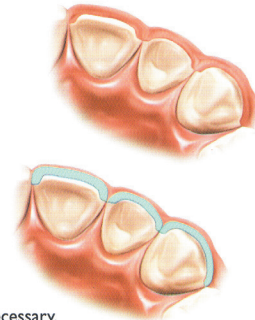
The diamond bur is angled to bevel back the incisal edge.



1.0-mm to 1.5-mm incisal reduction

CHAMFER MARGINS

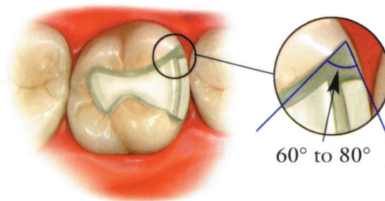
Correct preparation of the chamfer margins interproximally allows the appropriate bulk of porcelain.



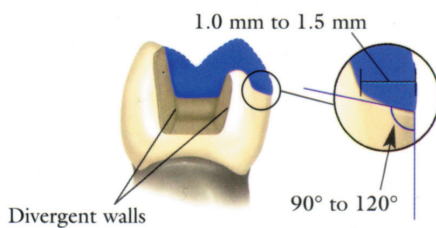
*Please note: For additional masking capabilities and/or layering techniques, further reduction may be necessary. Contact your laboratory for further information.

INLAYS/ONLAYS

IPS EMPRESS[®], IPS EMPRESS[®] 2, IPS EMPRESS[®] ESTHETIC



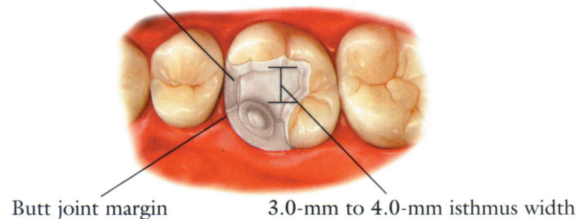
60° to 80°



Divergent walls

90° to 120°

1.5-mm wide gingival floor

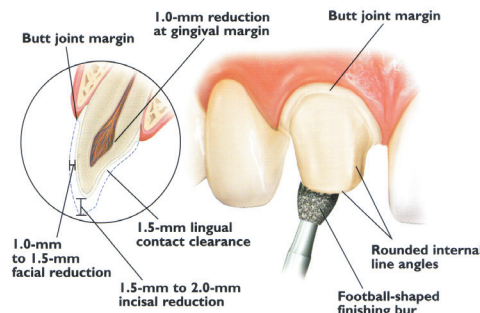


Butt joint margin

3.0-mm to 4.0-mm isthmus width

ANTERIOR CROWNS

IPS EMPRESS[®], IPS EMPRESS[®] 2, IPS EMPRESS[®] ESTHETIC, IPS ERIS, ALL CERAMIC "PJC"



Butt joint margin

1.0-mm reduction at gingival margin

Butt joint margin

1.0-mm to 1.5-mm facial reduction

1.5-mm lingual contact clearance

Rounded internal line angles

1.5-mm to 2.0-mm incisal reduction

Football-shaped finishing bur

All prepared surfaces must be rounded on all metal-free restorations.